

Y6 SATs

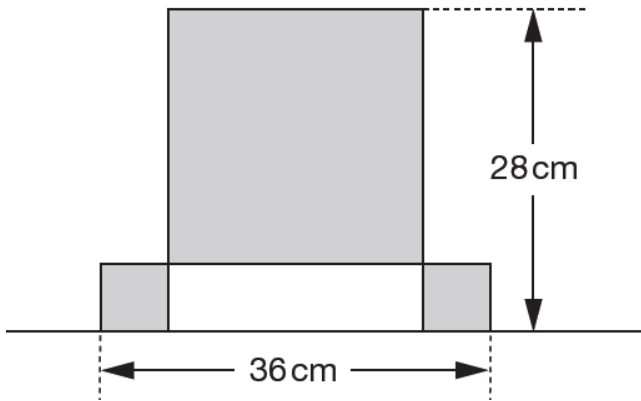
Missing Lengths From Diagrams BOOSTER

Help Code : 033

2009A KS2 Q24

This design has one large square and two identical small squares.

The design measures 36 centimetres by 28 centimetres.



Calculate the length of a side of the large square

Show your **working**. You may get a mark.

cm

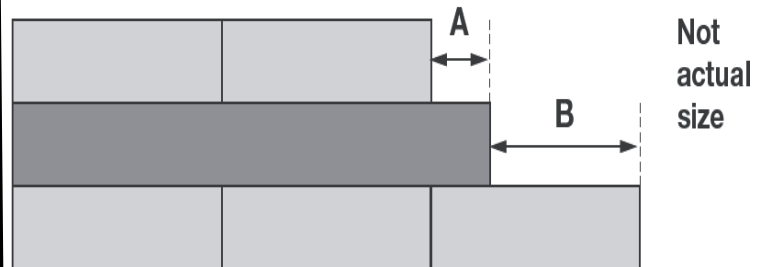
2010A KS2 Q13



Liam has two different sizes of rectangle.



He makes this pattern with them



Not actual size

A = cm

Calculate the lengths of A and B.

B = cm

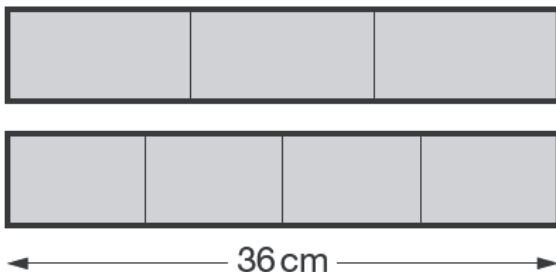
2011A KS2 Q25

Joe has two strips of card.

Each strip is 36 centimetres long.

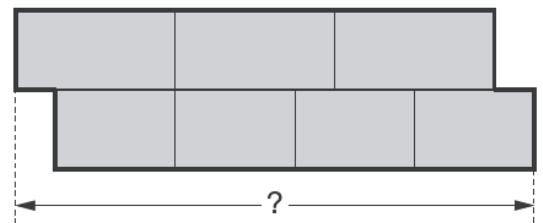
One strip is divided into three equal parts.

The other strip is divided into four equal parts.



Not actual size

Joe uses the two strips to make this shape.



What is the total length of Joe's shape?

Show your working

cm

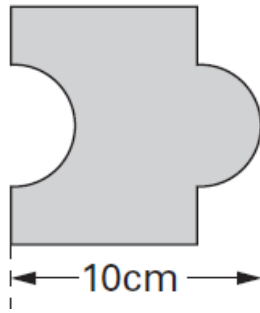
2005A KS2 Q24

Josh has some tiles.

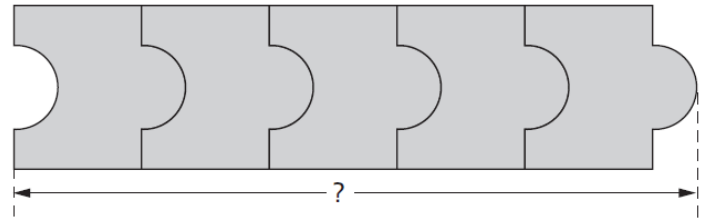
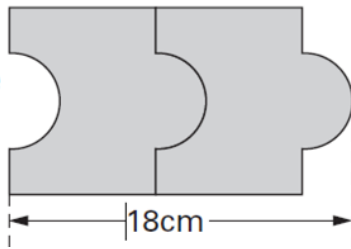


Each tile is 10cm long.

Not actual size



Two tiles fitted together are 18cm long.



Calculate the length of **five** tiles fitted together.

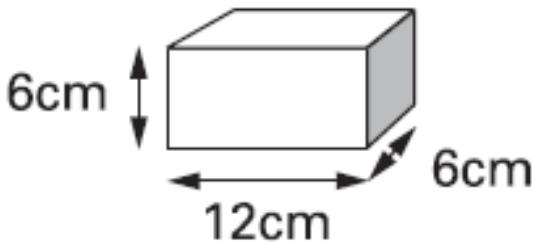
Show your **working**. You may get a mark.

cm

2003A KS2 Q11

Martin has some bricks.

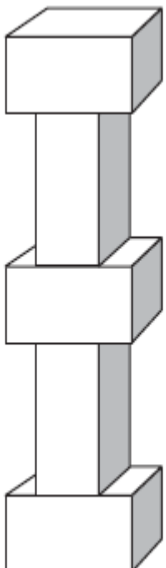
They are 12cm long, 6cm high and 6cm deep.



Each brick is 12cm long.

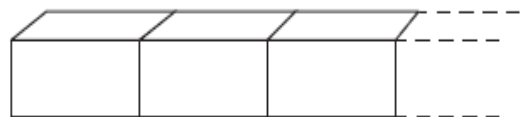
He builds this tower with **five** bricks.

Martin makes a line of bricks **132cm** long.



How tall is the tower?

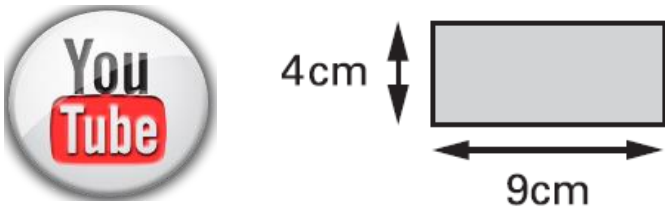
cm



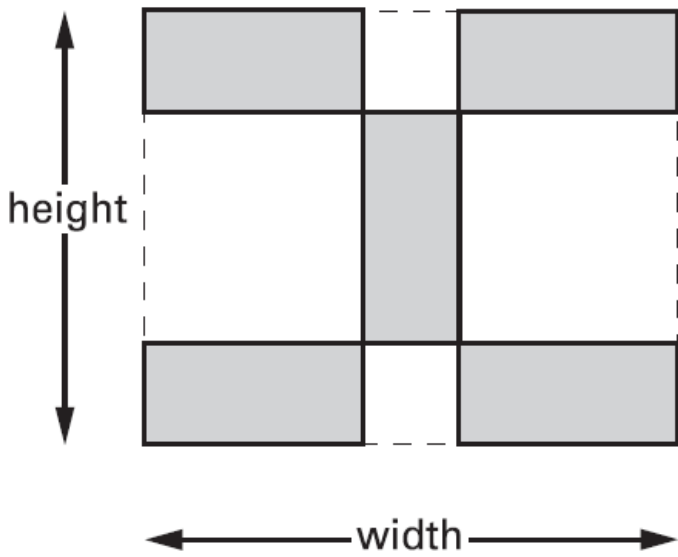
How many bricks does he use?

2000A KS2 Q16

Kim has some rectangular tiles.
Each one is **4 centimetres** by **9 centimetres**.



She makes a design with them.

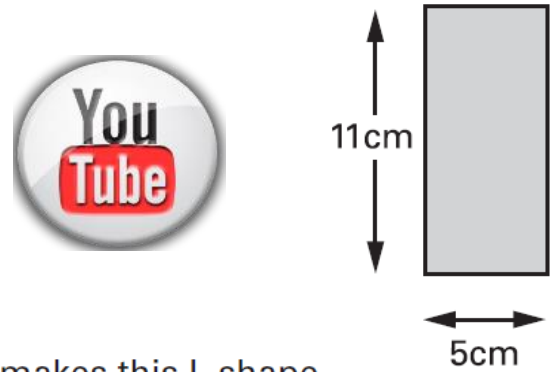


Calculate the **width** and **height** of her design.

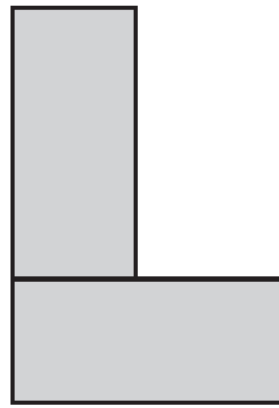
width = cm height = cm

2000A KS2 Q19

Liam has two rectangular tiles like this.



He makes this L shape.



What is the **perimeter** of Liam's L shape?

 cm