

Y6 SATs

Pictograms BOOSTER

Class 6 collect litter from a park.

2011A KS2 Q3



This chart shows some of the litter they have collected so far.

How many bottles have Class 6 collected?

bottles					
cans					
bags					

Key	
	= 100 bottles
	= 100 cans
	= 100 bags

How many **more** bags than cans have they collected?

2008A KS2 Q5

Park School collects money for three charities.

This pictogram shows how much they have collected

How much more have they collected for Save Dolphins than Plant-a-Tree?



stands for £100

Save Dolphins					
Wildwatch					
Plant-a-Tree					

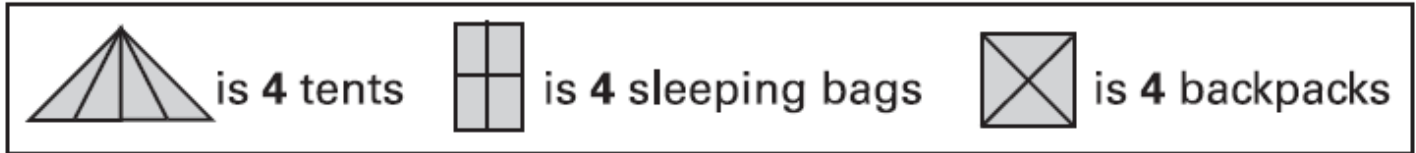
The target for Wildwatch is £500














How much **more** money do they need to collect for Wildwatch?

A camping shop sells **tents**, **sleeping bags** and **backpacks**.
This chart shows how many of each they sold in June.



Items sold in June



tents	 
sleeping bags	   
backpacks	      

The shop had **20** sleeping bags at the **beginning of June**.

How many of these sleeping bags did the shop have left at the **end of June**?



In **July**, the shop sold **three times as many tents** as in June.

How many tents did the shop sell in **July**?

